

BUILT-IN

MICROWAVE

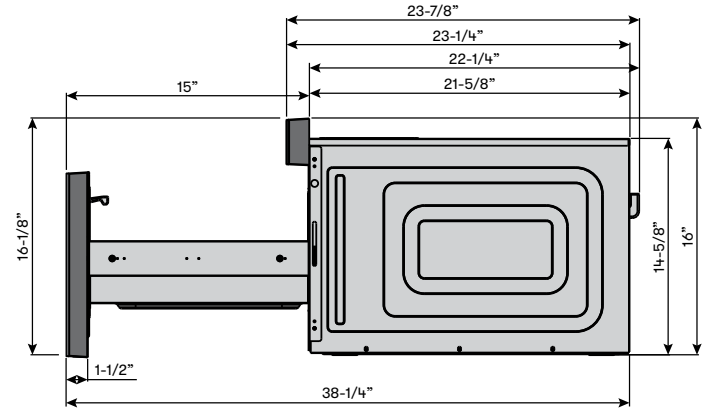
DRAWER

Are you ready for sleek, low-profile design, subtle, under-counter placement and ten power levels? This drawer-style microwave takes you to the next level of ease and convenience. Enjoy a clutter-free countertop and deluxe features like touch open and

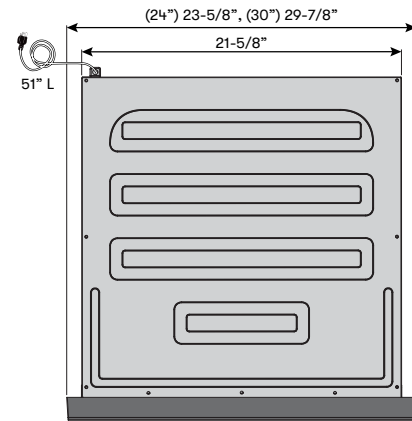
close, touch controls, stainless steel exterior, a sensor cook button, quick buttons, and more.

**ZEPHYR**

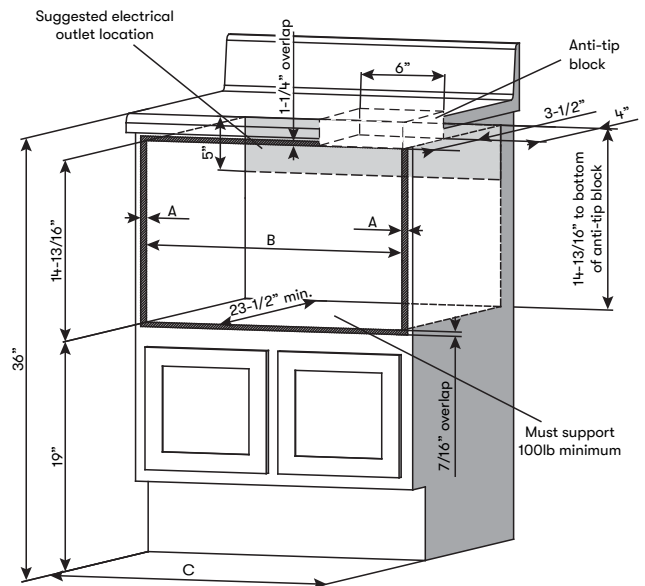
ZEPHYRONLINE.COM



SIDE



TOP



- A. (24") 7/8" overlap, (30") 7/8" min. - 3-7/8" max. overlap, depending on B
- B. (24") 22-1/8", (30") 22-1/8" min. - 28-1/4" max.
- C. (24") 24" min., (30") 30" min.

CABINET CUT-OUT

## MODEL

Built-in Microwave Drawer	MWD2401AS	MWD3001AS
Size	24"	30"
Exterior Dimensions	23-5/8"W x 16-1/8"H x 23-7/8"D	29-7/8"W x 16-1/8"H x 23-7/8"D
Interior Dimensions	17-1/4"W x 7-7/8"H x 17-1/2"D	17-1/4"W x 7-7/8"H x 17-1/2"D
Weight	70 lbs.	76 lbs.
Installation Type	Built-in	Built-in
Flush Mount Capable	Yes	Yes

## KEY FEATURES

Controls	Electronic Touch with LCD	Electronic Touch with LCD
Built-in Clock	Yes	Yes
Exterior Finish	304-Grade Stainless Steel	304-Grade Stainless Steel
Interior Finish	White	White
Interior Lighting	Yes	Yes
Easy Clean Coating	Yes	Yes
ADA Compliant	Yes	Yes

## CONTROL FEATURES

Touch Open/Close	
Mute On/Off	
10 Power Levels	
Sensor Cook	potato, chicken, fish, ground meat, fresh/frozen/canned vegetables, frozen entrées
Sensor Reheat	pasta, pizza, soup
+30 Seconds Button	
Controls Lock	
Kitchen Timer	
Popcorn	
Defrost	ground meat, steaks/chops, poultry (no bone/in-bone), roast, casserole, soup
Melt	butter, chocolate, ice cream, marshmallow, cream cheese, sauces
Soften	

## CAPACITY

Interior Capacity	1.2 cu/ft	1.2 cu/ft
-------------------	-----------	-----------

## TECHNICAL DETAILS

Rated Output	1000W	1000W
AC Power	120V, 60Hz at Max. 15A	120V, 60Hz at Max. 15A

## WARRANTY

5 year parts, 1 year labor	5 year parts, 1 year labor
----------------------------	----------------------------



## Easy Clean Coating

Smudges? What smudges? Stainless steel door finished with an anti-finger-print coating prevents greasy finger-prints and sticky spills from building up.



## Sensor Cooking

Precisely done: Sensor cooking measures vapor and humidity while the oven automatically adjusts time and power to yield good results, every time.



## Capacity

Living large: Expanded capacity means food can go from fridge to microwave in the same container—accommodating a 9"x13" baking dish with ease.