

The following illustrates how to properly assemble the internal support frame of your island hood's duct cover extension kit. Please refer to the manual for more details on assembling the duct covers themselves.

Duct Cover Extension Frame Assembly Instructions

Square Support Bracket (1)

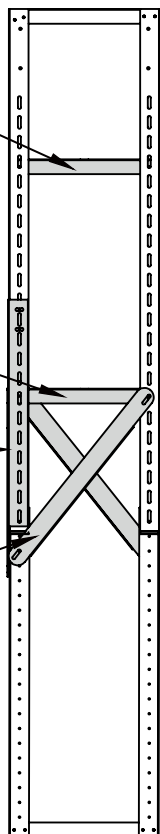
Square Support Bracket From Hood Hardware (1)

Lateral Support Bracket (2)

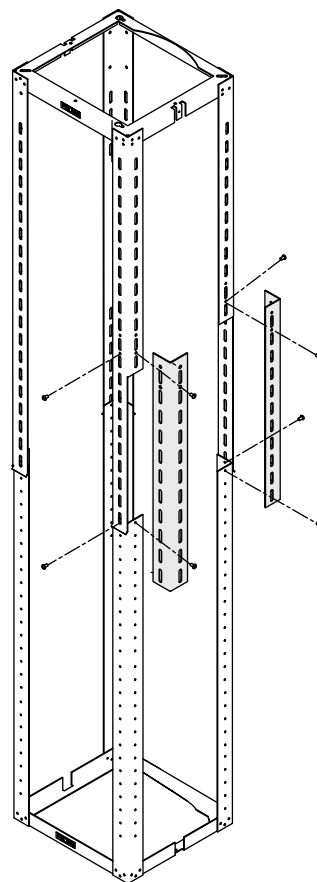
Diagonal Support Bracket (4)

M4 x 8 Pan Head Screws (24)

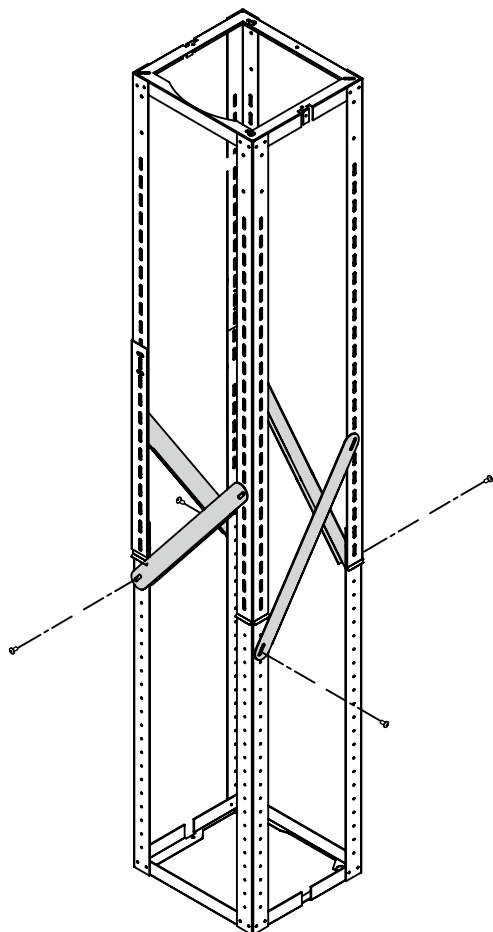
M4 x 8 Pan Head Screws From Hood Hardware (8)



1.



2.



3.

