



Use, Care and Installation Guide

Tornado I , II Power Pack Liner

AK0836S - 36"

AK0842S - 42"

AK0848S - 48"

LIST OF MATERIALS _____ 2

SPECIFICATIONS _____ 3

INSTALLATION _____ 4 - 6

**CLEANING AND
CONTACT INFORMATION** _____ 7

Table of Contents

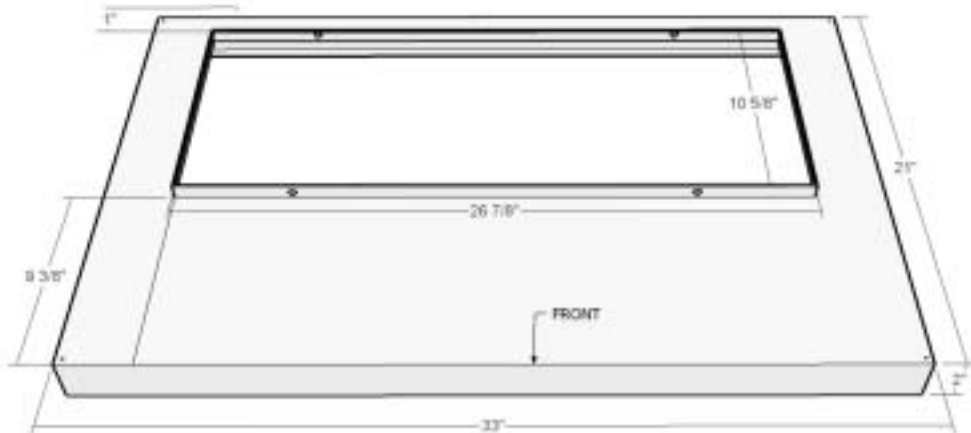


-
- 1 - Liner
 - 4 - Size M6, 2" Wood Screws
 - 4 - 1/2" Flat Washers

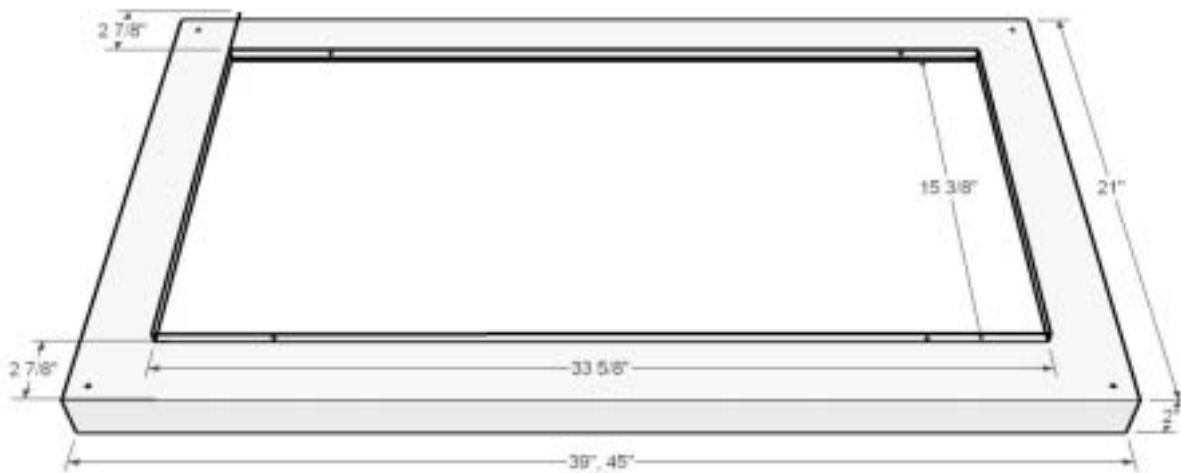
Note: If any parts are missing, please call
1-888-880-8368 for replacements.

List of Materials

AK0836S Liner
For AK8100 Power Pack



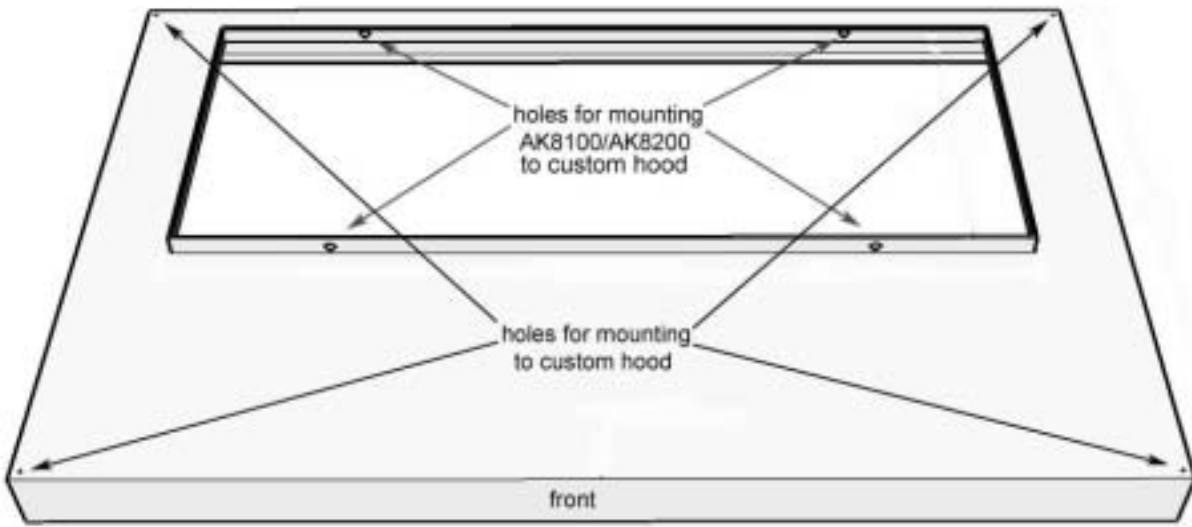
AK0842S, AK0848S Liner
For AK8200 Power Pack



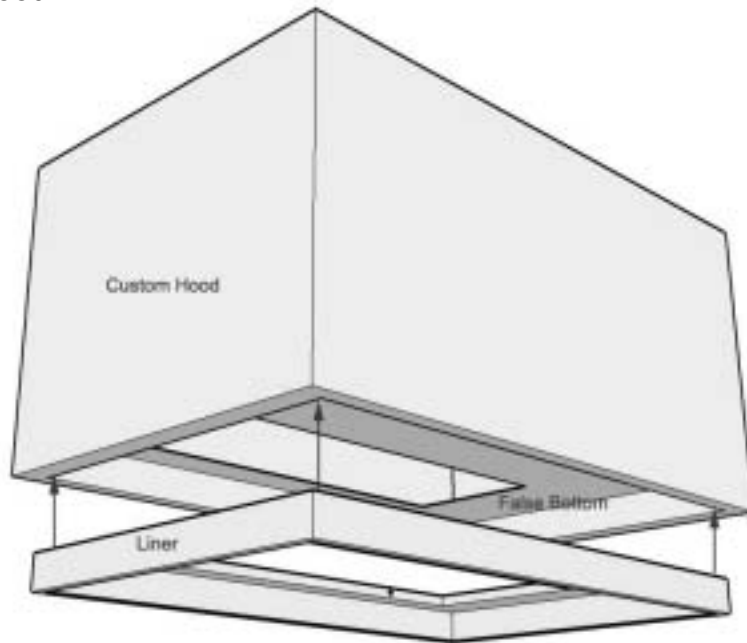
Specifications



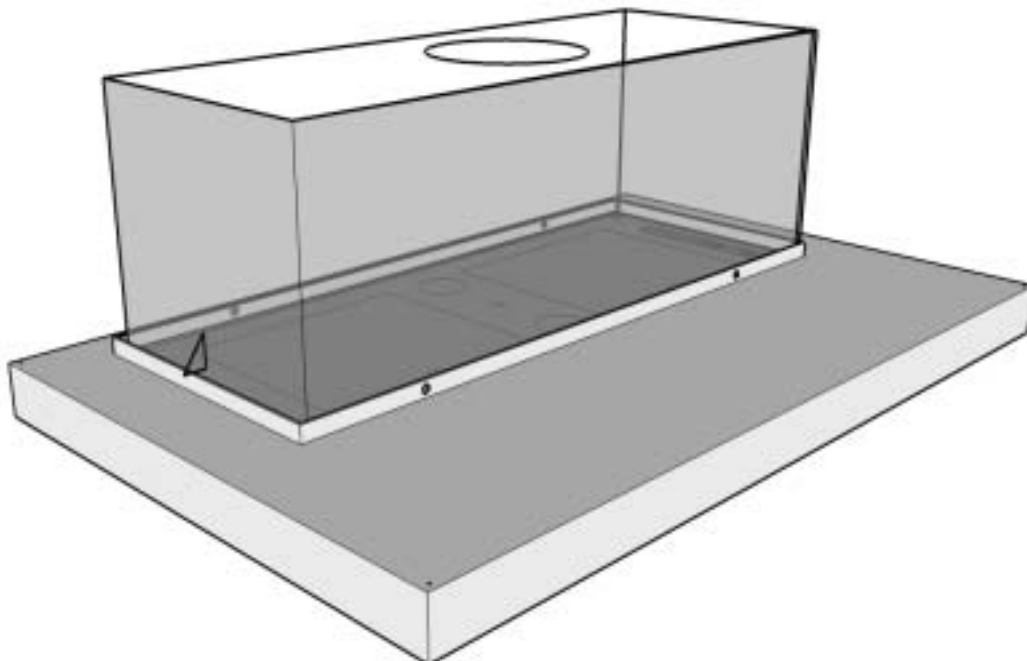
1. Before installation, take note of the dimensions for your specific liner and make sure your custom hood is prepared accordingly. Your custom hood may need wood blocking attached to the false bottom to screw the AK8100 or AK8200 Power Pack into.



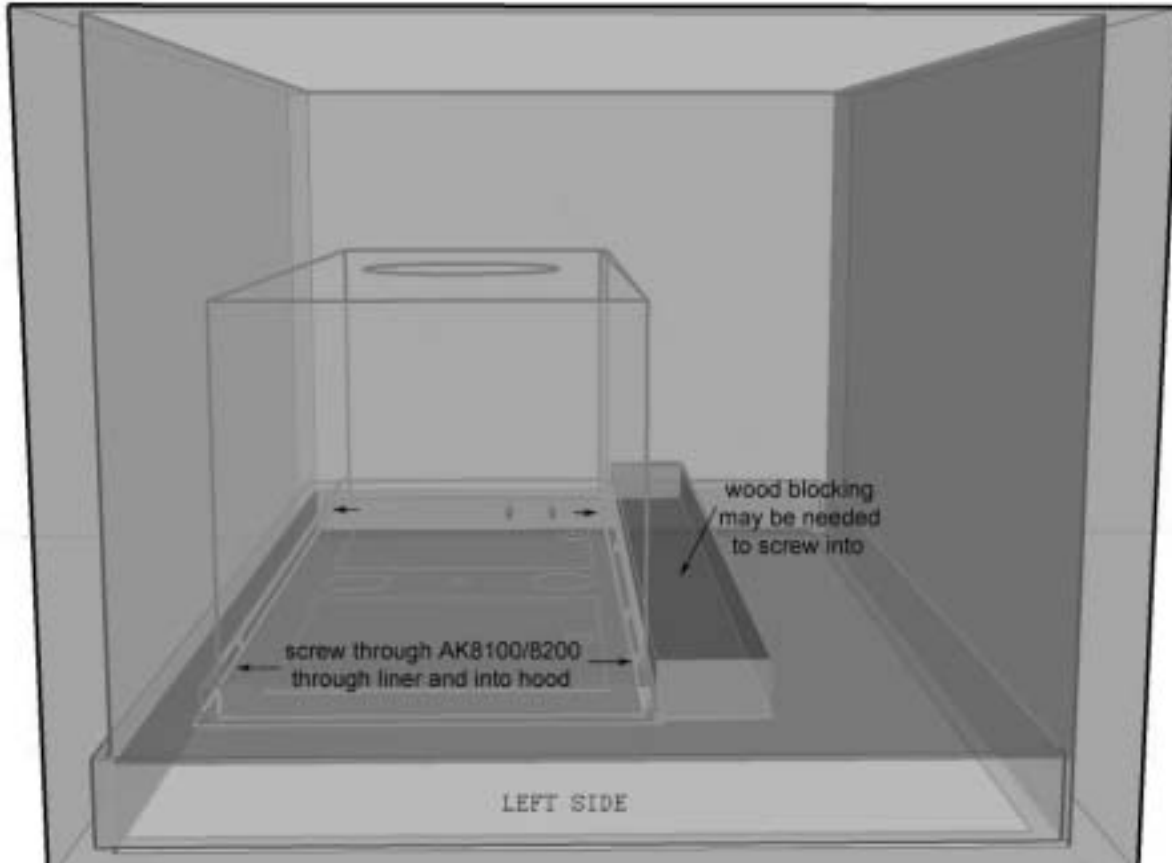
2. Use the four wood screws provided, one at each inside corner, to attach liner to false bottom of custom hood.



3. Insert AK8100 or AK8200 Power Pack through the opening of liner. Facing the hood, make sure the controls are positioned on the right side. There will be one mounting clip on the left side to make installation easier.



4. Remove safety grills. Use the four drywall screws with washer (included in the AK8100/AK8200 Power Pack packaging) to screw from inside the Power Pack through the liner and into the custom hood. *Note: If the thickness of the false bottom is less than 0.5", you may need to attach wood blocking and screw into the blocking instead of the custom hood.*



Cleaning of the liner should be done frequently to preserve the life of the stainless steel. Cleaning should typically be done once or twice a month depending on your cooking habits.

When cleaning, use a non abrasive cleaner, do not use “orange” cleaner. Abrasive cleaners may scratch the surface and discolor the stainless steel.

You may also polish the stainless steel by using stainless steel polish. Make sure when polishing to go along with the grain of the liner.

Zephyr Corporation
395 Mendell St.
San Francisco, CA 94124
1-888-880-8368
www.zephyronline.com